



BOSTON 2026 WORLD EXPO

Dealer Booth Layout Description

10' x 10' Inline Small Dealer Booth (O and P Booths)



Booths will consist of the following:

- 8' high hardwall
- 3' high hardwall
- One (1) 7"x44" exhibitor identification sign indicating company name and booth number.
- Two (2) showcases (option to substitute showcases for tables at lower cost)
- One (1) 6' skirted tables
- One (1) lockable storage cabinet w/key
- One (1) wastebasket
- Five (5) limerick chairs

10' x 10' Corner Small Dealer Booth (M and N Booths)



Booths will consist of the following:

- 8' high hardwall
- 3' high hardwall
- One (1) 7"x44" exhibitor identification sign indicating company name and booth number.
- Three (3) showcases (option to substitute showcases for tables at lower cost)
- One (1) 6' skirted tables
- One (1) lockable storage cabinet w/key
- One (1) wastebasket
- Seven (7) limerick chairs


10' x 15' Corner Large Dealer Booth (I and J Booths)



Booths will consist of the following:

- 8' high hardwall
- 3' high hardwall
- One (1) 7"x44" exhibitor identification sign indicating company name and booth number.
- Four (4) showcases (option to substitute showcases for tables at lower cost)
- One (1) 8' skirted tables
- One (1) lockable storage cabinet w/key
- One (1) wastebasket
- Ten (10) limerick chairs


10' x 20' Corner Half-Super Dealer Booth (G Booths)



Booths will consist of the following:

- 8' high hardwall
- One (1) 7"x44" exhibitor identification sign indicating company name and booth number.
- Four (4) showcases (option to substitute showcases for tables at lower cost)
- Two (2) 8' skirted tables
- Two (2) lockable storage cabinets w/key
- One (1) wastebasket
- Fifteen (15) limerick chairs

10' x 30' Corner Half-Super Dealer Booth (E and F Booths)



Booths will consist of the following:

- 8' high hardwall
- One (1) 7"x44" exhibitor identification sign indicating company name and booth number.
- Seven (7) showcases (option to substitute showcases for tables at lower cost)
- Two (2) 8' skirted tables
- Two (2) lockable storage cabinets w/key
- One (1) wastebasket
- Eighteen (18) limerick chairs


20' x 20' Corner Super Dealer Booth (B, C and D Booths)



Booths will consist of the following:

- Signage for all four sides
- One (1) 7"x44" exhibitor identification sign indicating company name and booth number.
- Twelve (12) showcases
- Four (4) 8' skirted tables
- Three (3) lockable storage cabinets w/key
- Two (2) wastebaskets
- Twenty-Four (24) limerick chairs

20' x 30' Corner Super Dealer Booth (A and A+ Booths)



Booths will consist of the following:

- Signage for all four sides
- One (1) 7"x44" exhibitor identification sign indicating company name and booth number.
- Fourteen (14) showcases
- Six (6) 8' skirted tables
- Four (4) lockable storage cabinets w/key
- Two (2) wastebaskets
- Thirty-Six (36) limerick chairs

10' x 10' Inline Small Pipe & Drape Dealer Booth (R and S Booths)

Booths will consist of the following:

- 8' high back wall drape
- 3' high side rail drape
- (1) 7"x44" exhibitor identification sign indicating company name and booth number.
- (1) 6' skirted tables
- (1) 8' skirted tables
- (1) lockable storage cabinet w/key
- (1) wastebasket
- (5) limerick chairs

10' x 10' Corner Small Pipe & Drape Dealer Booth (Q Booths)

Booths will consist of the following:

- 8' high back wall drape
- 3' high side rail drape
- (1) 7"x44" exhibitor identification sign indicating company name and booth number.
- (1) 4' skirted tables
- (3) 6' skirted tables
- (1) lockable storage cabinet w/key
- (1) wastebasket
- (7) limerick chairs